

# WASTE CHARGES AND SERVICES

EFFECTIVE 1 JULY 2011

(Prices subject to change)

THE LEADER IN RESOURCE RECOVERY



# WELCOME TO OUR RESOURCE RECOVERY CENTRES

**SITA AUSTRALIA (SITA)** IS A LEADER IN THE PROVISION OF SUSTAINABLE WASTE MANAGEMENT SOLUTIONS. WE LISTEN TO OUR CUSTOMERS' NEEDS SO THAT WE CAN BE FLEXIBLE AND RESPONSIVE. WE AIM TO PROVIDE COST EFFECTIVE AND ACCESSIBLE SERVICES.

OUR BUSINESS IS COMMITTED TO HELPING SECURE THE HEALTH OF THE COMMUNITY AND THE ENVIRONMENT. OUR CENTRES PROVIDE RECYCLING, RESOURCE RECOVERY, SOLID WASTE PROCESSING AND DISPOSAL SERVICES. THESE SERVICES ARE AVAILABLE TO COUNCIL, COMMERCIAL AND INDUSTRIAL CUSTOMERS, AS WELL AS SMALL BUSINESS AND HOUSEHOLDERS.

EACH FACILITY IS LICENSED AS A 'SOLID WASTE CLASS 1 CONTROLLED WASTE FACILITY' BY THE OFFICE OF ENVIRONMENT AND HERITAGE.

FOR MORE INFORMATION PLEASE VISIT [SITA.COM.AU](http://SITA.COM.AU)

## SAFETY

Safety instructions are for the protection of everybody and must be followed at all times. Whilst on site we ask that you:



**Adhere to speed limits**



**Footwear must be worn**



**No smoking at any time**



**Keep children and pets inside vehicles**



**Place your waste in marked areas**



**Take care unloading**

- Truck drivers must ensure that their vehicles are on level ground before tipping.
- Before leaving the tipping area, the rear doors of vehicles must be closed and hoists lowered.
- No tip-over axle trailers are permitted on landfill sites.

## ASSISTANCE FOR ELDERLY AND PHYSICALLY DISABLED

Assistance for elderly or physically disabled customers who need help in unloading their vehicles can be provided.

Before your visit, please phone 1300 651 116 for arrangements to be made.

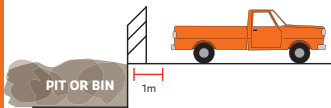
## HAND OR MANUAL UNLOADING OF WASTE (FENCED SIDE OF PIT)

Deep pits/bins may present a fall hazard. Please read these instructions carefully before using the facility.

Follow instructions from staff.



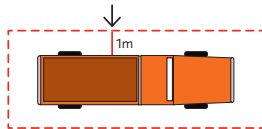
Park 1 metre from fence and unload.



**DO NOT** climb or stand on fence.



Stay within 1 metre of your vehicle.



Look out for other vehicles.



## OUR PRICING POLICY

- Please declare all wastes and recyclable materials upon arrival at the weighbridge.
- All vehicles are weighed in and out to calculate the net weight disposed. Weight is rounded to the nearest 20kg.

Prices are set according to the waste type. Most wastes are charged by weight. However, certain items are charged by quantity. Please refer to the pricing table for further information.

- A minimum charge applies to all chargeable waste loads.
- When the minimum charge has been exceeded, a two-tiered tonnage rate applies for chargeable waste. Tonnage rates for the same waste type vary according to load weight.
- Higher charges apply to bulky, special and difficult to handle wastes.
- The Goods and Services Tax (GST) and the Section 88 Waste Levy are included in waste charges.
- Non-account customers paying by cash are required to leave a cash deposit, based on an estimate tare weight of their vehicle, before disposing of their wastes.
- Non-account customers paying by credit card or EFTPOS may be required to leave some form of recognised identification or deposit at the weighbridge until their transaction has been completed.
- SITA Australia reserves the right to alter prices at any time.

## PAYMENT ARRANGEMENTS

All centres accept cash, EFTPOS and credit cards (Visa and Mastercard only). The minimum EFTPOS and credit card transaction is \$15.00. Cheques are not accepted.

Customers with minimum transactions of \$500 per month may be eligible to open an account. Please call 1300 651 116 for further information.

# OUR RESOURCE RECOVERY CENTRES

## CHARGES APPLICABLE FROM 1 JULY 2011

Please refer to the Acceptance Criteria page or visit [sita.com.au](http://sita.com.au) for more details as conditions may apply at some centres.  
All disposal charges include 10% GST and the Section 88 Waste Levy of \$82.20 per tonne.

Waste Type (Dollars per tonne for loads over or equal to 500kg)	Artarmon \$/tonne	Auburn \$/tonne	Belrose \$/tonne	Chullora \$/tonne	Rockdale \$/tonne	Ryde \$/tonne	Seven Hills \$/tonne	Spring Farm \$/tonne	Wetherill Park \$/tonne
Wet material (eg mixed waste containing food)	\$253.70	\$246.20	\$257.20	\$244.00	\$256.00	\$250.00	\$251.50	\$251.50	\$210.00
Dry material	\$248.20	\$228.70	\$245.70	\$229.50	\$250.00	\$233.00	\$233.00	\$233.00	\$210.00
Garden organics	\$253.70	\$246.20	\$214.00	\$178.10	\$178.10	\$165.10	\$178.10	\$178.10	\$210.00
- Untreated timber	\$253.70	\$246.20	\$214.00	\$178.10	\$178.10	\$165.10	\$178.10	\$178.10	\$210.00
- Palm trees and fronds	\$253.70	\$246.20	\$247.20	\$218.20	\$238.70	\$218.60	\$222.20	\$249.60	\$210.00
- Tree trunks and roots	×	×	×	×	×	×	×	\$247.60	\$210.00
Expanded plastics (eg polystyrene) when load has									
< 25% by volume	\$500.00	\$500.00	\$500.00	\$500.00	\$500.00	\$500.00	\$500.00	\$500.00	\$210.00
> 25% – 50% by volume	+ \$500.00	+ \$500.00	+ \$500.00	+ \$500.00	+ \$500.00	+ \$500.00	+ \$500.00	+ \$500.00	\$1,000.00
> 50% by volume	×	×	×	×	×	×	×	×	\$1,000.00
<b>Dollars per tonne for loads under 500kg</b>									
Wet material (eg mixed waste containing food)	\$277.30	\$269.80	\$270.30	\$267.40	\$282.50	\$273.30	\$266.90	\$265.80	\$210.00
Dry material	\$271.40	\$246.00	\$246.00	\$242.60	\$274.40	\$241.50	\$241.50	\$241.50	\$210.00
Garden organics	\$279.30	\$272.50	\$233.50	\$192.00	\$192.00	\$187.30	\$192.00	\$192.00	\$210.00
- Untreated timber	\$279.30	\$272.50	\$233.50	\$192.00	\$192.00	\$187.30	\$192.00	\$192.00	\$210.00
- Palm trees and fronds	\$279.30	\$272.50	\$249.50	\$234.30	\$264.30	\$234.80	\$232.90	\$250.70	\$210.00
- Tree trunks and roots	×	×	×	×	×	×	×	\$247.60	\$210.00
<b>Minimum charges</b>									
Wet material (eg mixed waste containing food)	\$45.00	\$42.00	\$42.00	\$45.00	\$45.00	\$42.00	\$42.00	\$42.00	\$32.00*
Dry material	\$45.00	\$42.00	\$42.00	\$45.00	\$45.00	\$42.00	\$42.00	\$42.00	\$32.00*
Garden organics	\$45.00	\$42.00	\$42.00	\$43.00	\$45.00	\$40.00	\$40.00	\$42.00	\$32.00*
Peak minimum charge before 1pm Mondays to Fridays	\$50.00	×	×	×	\$50.00	×	×	×	×

× = Not accepted

\*Wetherill Park minimum charge applies only to the general public

# OUR RESOURCE RECOVERY PARKS

## CHARGES APPLICABLE FROM 1 JULY 2011

Please refer to the Acceptance Criteria page or visit [sita.com.au](http://sita.com.au) for more details as conditions may apply at some centres. All disposal charges include 10% GST and the Section 88 Waste Levy of \$82.20 per tonne.

Waste Type (Dollars per tonne for loads over or equal to 500kg)	Eastern Creek \$/tonne	Lucas Heights \$/tonne
Wet material (eg mixed waste containing food)	\$224.30	\$224.30
Dry material	\$224.30	\$224.30
Garden organics	\$153.00	\$153.00
- Untreated timber	\$153.00	\$153.00
- Palm trees and fronds	\$211.30	\$211.30
- Tree trunks and roots	\$222.20	\$222.20
Separated bricks, concrete, roof tiles, terracotta pipes	\$120.00	\$150.00
Mixed construction and demolition material	\$230.00	\$230.00
Expanded plastics (eg polystyrene) when load has		
< 25% by volume	\$500.00	\$500.00
> 25% – 50% by volume	+ \$500.00	+ \$500.00
> 50% by volume	×	×
<b>Dollars per tonne for loads under 500kg</b>		
Wet material (eg mixed waste containing food)	\$234.50	\$234.50
Dry material	\$234.50	\$234.50
Garden organics	\$184.70	\$184.70
- Untreated timber	\$184.70	\$184.70
- Palm trees and fronds	\$222.40	\$222.40
- Tree trunks and roots	\$222.20	\$222.20
<b>Minimum charges</b>		
Wet material (eg mixed waste containing food)	\$37.00	\$37.00
Dry material	\$37.00	\$37.00
Garden organics	\$36.00	\$36.00

× = Not accepted

# ACCEPTANCE CRITERIA

## FREE MATERIALS

### Cans

Aluminium and steel cans accepted at all centres.

### Fire extinguishers

Fire extinguishers (including yellow Halon fire extinguishers) up to 9kg each can be accepted. Two cylinders per day are accepted at no charge. Please note fire extinguishers are not accepted at Wetherill Park.

### Glass bottles and jars

Separated green, brown and clear glass accepted. Glass bottles and jars are not accepted for recycling at Wetherill Park.

### Paper and cardboard

Clean newspapers, writing papers and cardboard boxes accepted.

### Plastic bottles and containers

All plastic bottles and containers accepted. Plastics are not accepted for recycling at Rockdale.

### Scrap metals

Ferrous (eg steel) and non-ferrous (eg aluminium, brass, copper, stainless steel) accepted. Size limitations at some sites. Whitegood items (eg fridges, stoves, washing machines) accepted. Limit of four whitegoods per visit at Artarmon.

Car bodies accepted at Chullora, Eastern Creek, Spring Farm and Lucas Heights.

All fluids from car bodies and drums must be drained.

Centres cannot accept sealed containers (drums) and large reinforced steel items.

### Sump oil

Accepted in household quantities.

### Vehicle batteries

Accepted at all centres.

**YOU CAN MINIMISE YOUR WASTE DISPOSAL COSTS**  
BY SEPARATING THOSE MATERIALS THAT CAN BE DISPOSED OF FREE OF CHARGE FROM CHARGEABLE WASTES. PLEASE NOTE ACCEPTANCE CONDITIONS APPLY AT SOME CENTRES.

## CHARGEABLE MATERIALS

### Dry material

Mixed quantities of general waste including household junk, furniture, mixed paper, plastic, glass, metal, timber, office partitioning and other dry material. Loads must not contain asbestos, food, plant matter or liquids. Loads containing garden organics and/or food waste will be charged at the wet waste rate.

### Excluded wastes

Any material that does not meet our conditions of acceptance will be excluded. This includes radioactive, clinical and quarantine wastes and goods labelled as dangerous. This information can be taken as an indication of acceptance criteria. However, acceptance conditions may vary due to changes in licence and operating conditions. Please contact Customer Service on 1300 651 116 for the latest information.

### Expanded plastics (eg polystyrene)

At all sites, excluding Wetherill Park, a minimum charge of \$50.00 applies. The surcharge of \$500.00, for loads charged at the tonnage rate and containing >25%-50% expanded plastics, reflects the real costs of space taken in landfill. Minimum charges applicable at Wetherill Park are \$210.00 for loads containing <25% expanded plastics and \$330.00 for loads containing >25% expanded plastics.

### Gas Cylinders

LPG gas cylinders up to 9kg each are accepted, at a charge of \$2.50 per 1kg of total container capacity. A limit of 2 cylinders per day applies. We do not accept LPG car cylinders.

### Garden organics

Tree branches, grass clippings, prunings and weeds are accepted for mulching and composting if pre-sorted from mixed wastes and excessive amounts of soil. Tree branches must be less than 2 metres in length and 15 centimeters in diameter, except at Lucas Heights where branches must be no longer than 1 metre. Loads containing materials such as bricks, metal or general rubbish will be charged as mixed waste. Loads containing palm trees or fronds will be charged at the Palm Trees and Fronds rate.

### - **Untreated timber**

Crates, pallets, hardwood fences and untreated timber only. Must not contain CCA treated or lead painted timber, particle board or MDF. No metal, plastic, concrete or brick contamination. At Lucas Heights timber must be less than 1 metre in length and less than 15 centimeters in diameter.

### - **Palm trees and fronds**

Includes all palm trunks or fronds. A minimum charge of \$50.00 applies.

### - **Tree trunks and roots**

Stumps and tree branches over 15 centimeters diameter and up to 3 metres in length are accepted for disposal at Eastern Creek, Lucas Heights and Spring Farm. A minimum charge of \$50.00 applies. Wetherill Park has an additional surcharge for large tree stumps of \$65.00 each.

### **Mattresses**

Mattresses are charged at \$50.00 each. An ensemble is charged as two mattresses. Limit of one ensemble or two individual mattresses per visit. Larger quantities require a special booking. Call 1300 651 116.

### **Mixed construction and demolition material**

Construction and demolition material includes bricks, concrete, terracotta tiles and pipes, asphalt, sand and soil with minimal quantities of light materials such as timber, plasterboard, plastic, metal and clay. These materials are accepted for disposal at Eastern Creek and Lucas Heights. Loads must not contain garden organics or asbestos. Call 1300 651 116 for details.

### **Paint (household quantities)**

**Note:** Charges apply to container size, not the amount of paint in the container. Paint is charged at \$3.50 per 1 litre of container capacity with a minimum charge of \$6.00.

Water or oil based paint only. No thinners, solvents or paint related products. Water based paints and oil based paints must be kept separate. Phone 1300 651 116 for more information. Label all paint containers. Other wastes are not accepted in the paint disposal area.

### **Security wastes (eg expired food stock) and special wastes (eg asbestos sheeting, SMF, dusty waste and bulky loads)**

These wastes must be booked at least one business day before disposal. Other acceptance criteria may apply. For bookings or further information please phone our Customer Service Centre on 1300 651 116. Note, one booking number per load.

### **Separated bricks, concrete (unreinforced only), roof tiles and terracotta pipes**

Sorted loads accepted at Eastern Creek and Lucas Heights. Maximum size 70 centimeters in any one direction.

### **Virgin excavated natural material (VENM)/clean fill**

This material now attracts the waste levy of \$82.20 per tonne. Must be totally free of any contaminants, including topsoil, tree roots and branches, broken concrete, asphalt, bricks, tiles or timber off-cuts. Information on source, and screening for contamination may be requested. Call 1300 651 116 for details.

### **Wet material (eg mixed waste containing food)**

Mixed quantities of general waste that may include food and garden organics. Accepted at all centres.

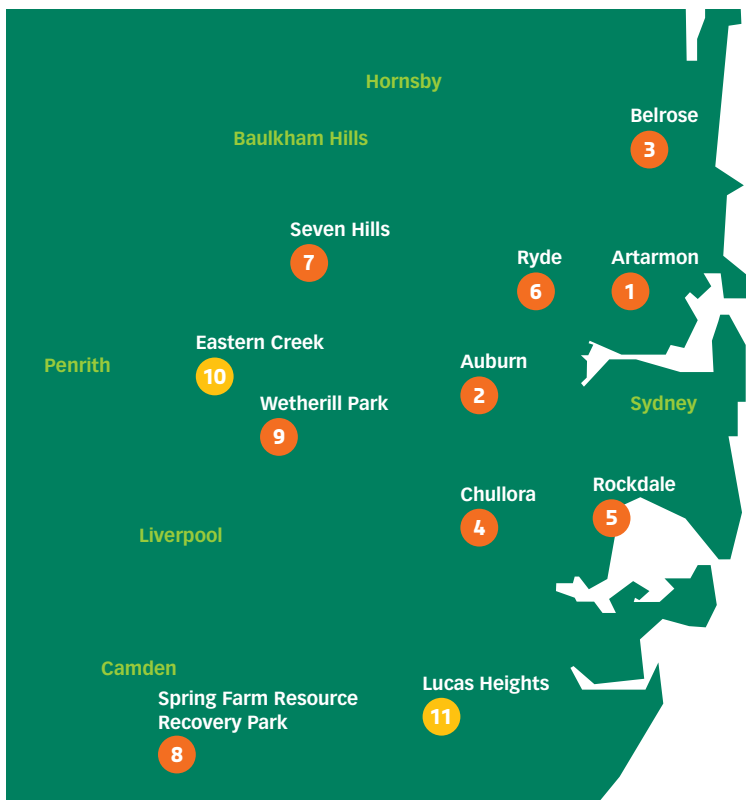
### **Whole car tyres**

Up to 5 whole car tyres without the metal rims will be accepted per visit, and charged as mixed waste. Car tyres are not accepted at Spring Farm, and additional charges apply at Davis Road. Metal rims are accepted free of charge.

**THE OFFICE OF ENVIRONMENT AND HERITAGE PROVIDES FREE DROP OFF CENTRES FOR OLD OR LEFT OVER PAINTS AND HOUSEHOLD CHEMICALS.**

**FOR FURTHER INFORMATION CONTACT THE ENVIRONMENT LINE ON 131 555 OR VISIT [CLEANOUT.COM.AU](http://CLEANOUT.COM.AU)**

# WHERE YOU'LL FIND US AND WHEN WE'RE OPEN



## HOW TO CONTACT US

FOR MORE INFORMATION ON OUR SERVICES PLEASE CALL  
**1300 651 116** OR VISIT **SITA.COM.AU**

## POSTAL ADDRESS

SITA AUSTRALIA  
PO BOX 3500  
RHODES NSW 2138

## CONTACT NUMBERS

CUSTOMER SERVICE CENTRE 1300 651 116  
FAX 02 9708 7889

EMAIL [INFO@SITA.COM.AU](mailto:INFO@SITA.COM.AU)  
WEB [SITA.COM.AU](http://SITA.COM.AU)

ABN 70 002 902 650

## PLEASE NOTE

Restricted opening hours may apply on Good Friday and Christmas Day.  
All centres are open in all weather conditions.  
Opening hours may be subject to review during 2011.

\*Garden organics are accepted at Belrose between 7am & 4.30pm.

\*Wetherill Park is closed on all public holidays.

## RESOURCE RECOVERY CENTRES

- 1 Artarmon** 12 Lanceley Place, Artarmon  
Sunday 10pm - Monday 5pm  
Monday 10pm - Tuesday 5pm  
Tuesday 10pm - Wednesday 5pm  
Wednesday 10pm - Thursday 5pm  
Thursday 10pm - Friday 5pm  
Friday 10pm - Saturday 5pm  
Sunday 7am - 1pm
- 2 Auburn** Old Hill Link, Homebush Bay  
4.30am - 3pm Monday to Friday  
Closed Saturday & Sunday
- 3 Belrose\*** Crozier Road, Belrose  
6am - 5pm Monday to Friday  
8am - 1pm Saturday & Sunday
- 4 Chullora** 15 Muir Road, Chullora  
5am - 5pm Monday to Friday  
8am - 5pm Saturday & Sunday
- 5 Rockdale** 5 Lindsay Street, Rockdale  
6am - 5pm Monday to Friday  
8am - 5pm Saturday  
8am - 1pm Sunday
- 6 Ryde** 145 Wicks Road, North Ryde  
6am - 4pm Monday to Friday  
7am - 5pm Saturday & Sunday
- 7 Seven Hills** 29 Powers Road, Seven Hills  
7am - 4pm Monday to Friday  
9am - 4pm Saturday & Sunday
- 8 Spring Farm Resource Recovery Park**  
275 Richardson Road, Spring Farm  
6am - 4pm Monday to Friday  
8am - 4pm Saturday & Sunday
- 9 Wetherill Park Resource Recovery Facility\***  
20 Davis Road Wetherill Park  
5am - 4.30pm Monday to Friday  
9am - 3.30pm Saturday  
10am - 3.00pm Sunday

## RESOURCE RECOVERY PARKS

- 10 Eastern Creek** Wallgrove Road, Eastern Creek  
7am - 4pm Monday to Friday  
8am - 4pm Saturday & Sunday
- 11 Lucas Heights** New Illawarra Road, Lucas Heights  
6am - 4pm Monday to Friday  
8am - 4pm Saturday & Sunday